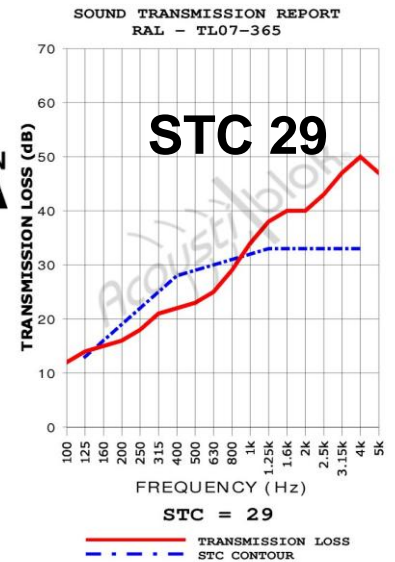
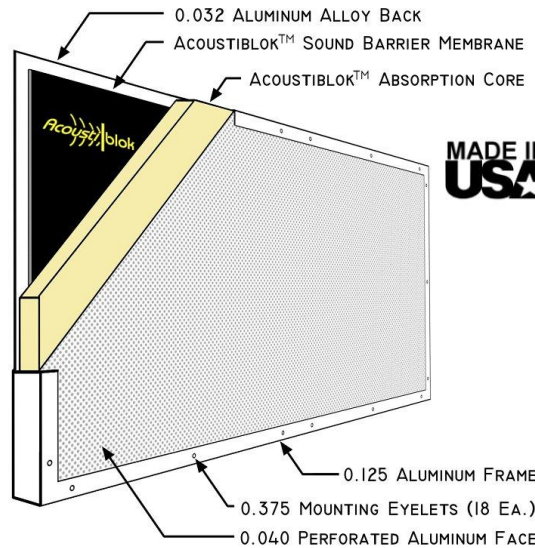
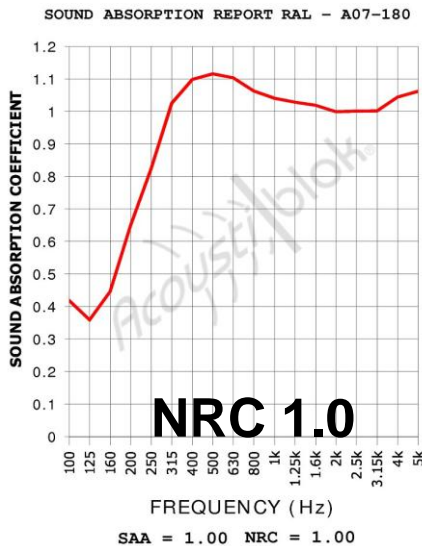




Hurricane Model All Weather Sound Panel[®] (Pat. Pend) Technical Data



Acoustiblok All Weather Sound Panels[™] achieve high STC and NRC ratings. They have been specifically designed to withstand outdoor exposure in full sunlight, extreme weather conditions, (over 270 mph, 436 km/h wind-tested) and harsh industrial environments. (NRC of 1.0 is the highest sound absorption rating possible)

All Weather Sound Panels include an internal layer of U.L. classified Acoustiblok sound isolation material plus a specifically engineered 2" (50.8mm) thick weather proof sound absorbing material.

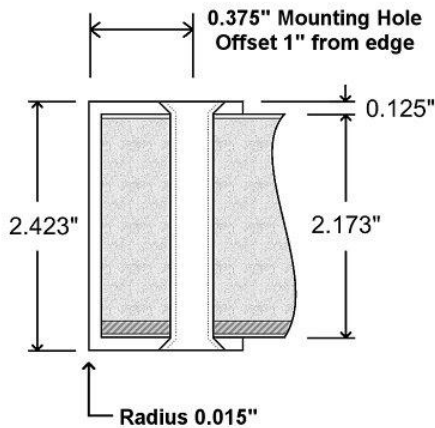
Specifications:		
NRC (Noise Reduction Coefficient):	1.00 *	Gross dimensions: up to 48"(1.22m) x 144"(3.66m) x 2.423"(6.15cm), ± 0.125"(3mm) custom sizes available on special order.
STC (Sound Transmission Class):	29 *	Frame construction: 0.125"(3mm) welded corrosion resistant 6063-T5 aluminum, mill finish, eyelets: 0.375"(9.5mm) (18 ea.)
Weight: (8ft size)	104 lbs (47.6kg)	Front face: 0.040(1mm) corrosion resistant 5052-H32 aluminum alloy, 3/32"(2.4mm) round holes staggered on 5/32"(3.9mm) centers.
TAS202 Uniform Static Air Pressure Test "hurricane engineering tesling" Miami.	188psf ~271mph (436km/h)	Back face: 0.032(0.80mm) corrosion resistant 5052-H32 aluminum alloy, mill finish.
UL Std 723 Fire Resistance: Flame Spread 0, Smoke Developed 0.		UV tolerant, animal resistant, washable, does not support mold growth.

* Independent Testing by accredited NVLAP testing facility in compliance with ASTM E90, E 413, and other applicable industry standards.

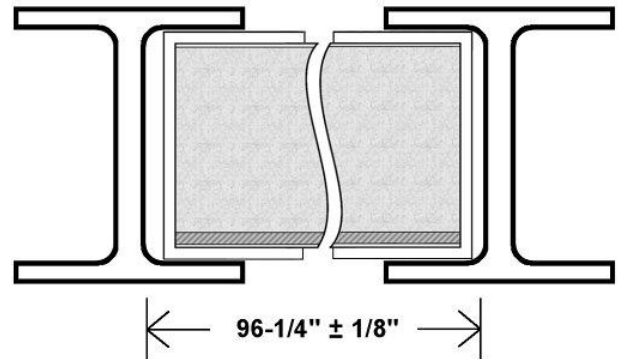
(Specifications subject to change without notice.)

All Weather Sound Panel® Installation Suggestions

CROSS SECTION THROUGH PANEL FRAME

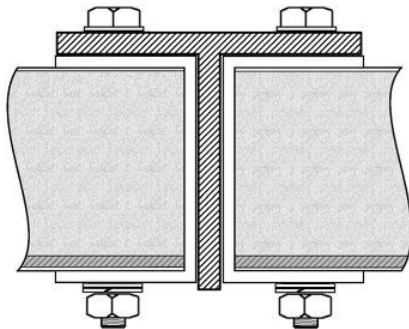


CAPTIVE INSTALLATION BETWEEN ALUMINUM I-BEAMS ACOUSTIBLOK PART # 2ALUMIBEAM



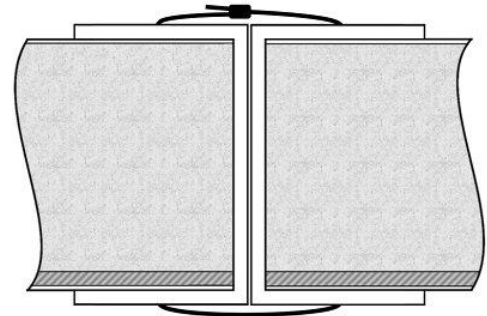
SHOWN: Aluminum I-Beam, 2-1/2" wide x 3" deep.
Note that the flanges of the beam are too short to permit the use of cross bolts through panel eyelets.
Panels easily removed for service access.

CUSTOM T-BAR ASSEMBLY ACOUSTIBLOK PART # TBARHP



SHOWN: 3-1/4" x 2-3/4" x 1/4" extruded aluminum T-Bar.
Bolts 1/4" dia 3-1/2" minimum length. T-bar is available from Acoustiblok Inc. May be bolted, heli-arc welded, or sunk into concrete. 6063-T5 alloy, mill finish, 25 ft, 43 lbs/ea

STEEL WIRE TIE ASSEMBLY FOR TEMPORARY OR PERMANENT INSTALLATION ACOUSTIBLOK PART # SST14



SHOWN: Panels secured side by side with high tensile steel wire ties. Panels may be secured to each other, to fence posts, etc. Calculate the load the wire ties can support from manufacturer's specifications.

Acoustiblok All Weather Sound Panels are suitable for indoor or outdoor use. They may be mounted directly to existing walls, fences, etc., with screws, bolts, or steel wire ties. The above cross-section views of installation methods show assembly details of metal framing for free-standing barrier walls and enclosures using commonly available stock materials.

Observe close tolerances ($\pm 1/8"$) (3mm) when installing upright support members. Where practicable, match drill bolt holes for panels with the actual panels in place for guidance. The sound absorbing perforated side of the panel should face the noise source. Attach each panel with a minimum of 4 bolts per panel for indoor use and 12 bolts per panel for outdoor use.

These configurations are examples only; many other designs are possible with modular Acoustiblok All Weather Sound Panels. See separate drawing for panel dimensions and eyelet locations.